



## **NZS GUIDELINES FOR REFEREES**

### **ROLE:**

- Ensure the game is safe and fair for all players
- Intelligently apply both the letter and the spirit of the laws of the game
- Encourage skillful play
- Interfere with the game as little as possible
- Show integrity being seen to be fair
- Show concern for injured players
- Accept responsibility for building good relationships with all participants
- Be respectful to players

### **GOOD REFEREES** show:

- Control
- An ability to handle players well
- A feeling for the game
- Quick, accurate, consistent decision-making
- Concentration
- Physical fitness for peak performance
- Understanding of the difference between fair, foul and nasty challenges

### **BEFORE THE GAME**

- Arrive in plenty of time to check that the ground and all equipment is safe
- Prepare

### **ACTION**

A free kick is simply a means of the giving the ball back to the team that had lost it unfairly. Referees should determine whether the foul was unfair, unsafe, dangerous, careless, reckless, serious or violent and, if necessary, use the appropriate additional sanction such as:

- Quiet word
- Admonition
- Caution
- Send off

A careless challenge is lacking in care or attention

A reckless challenge is made with no regard for the safety of the opponent

An excessively forceful challenge has endangered the safety of an opponent

### **BODY LANGUAGE**

This is an important tool for referees to demonstrate their authority, management and personality. It is not an explanation of the decision. It is shown in:

- Use of gestures
- Facial expression and eyes
- Use of space
- Signals – all with straight arm
- Whistle

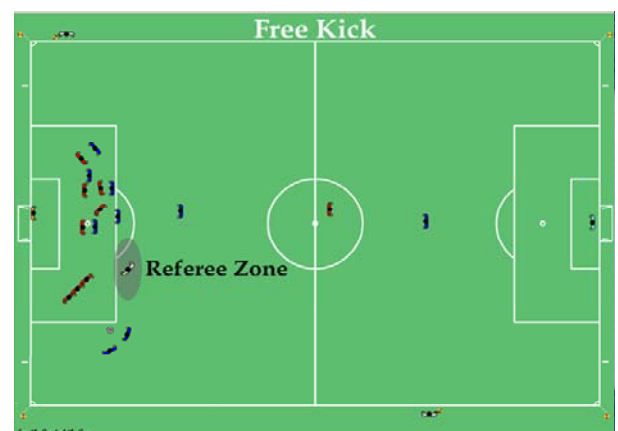
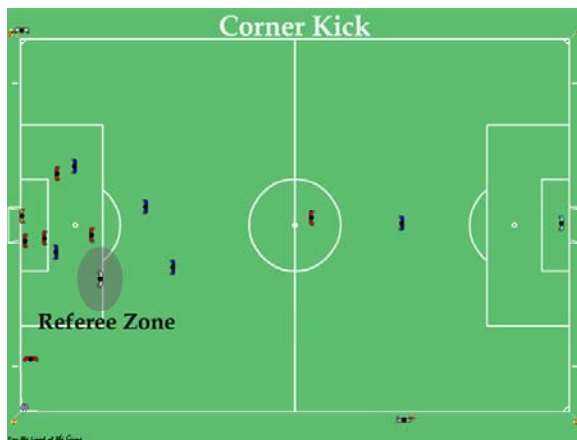
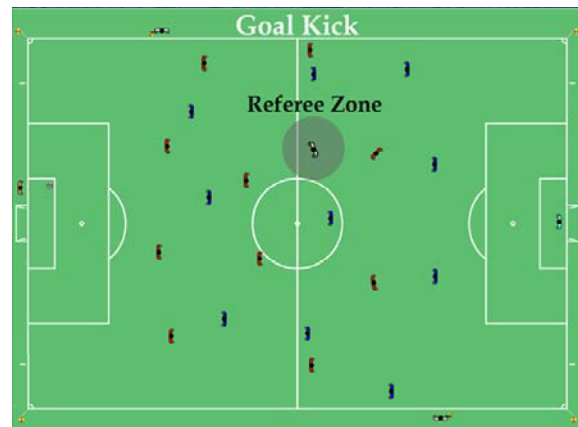
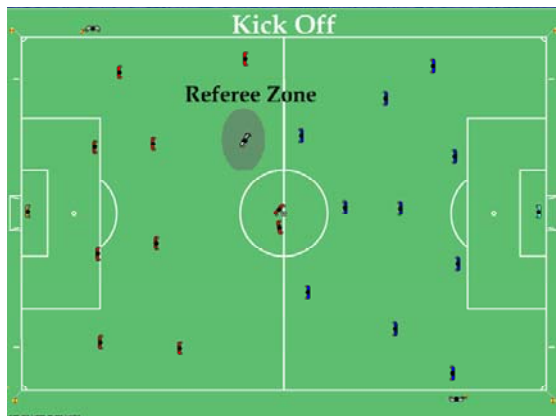
- Voice

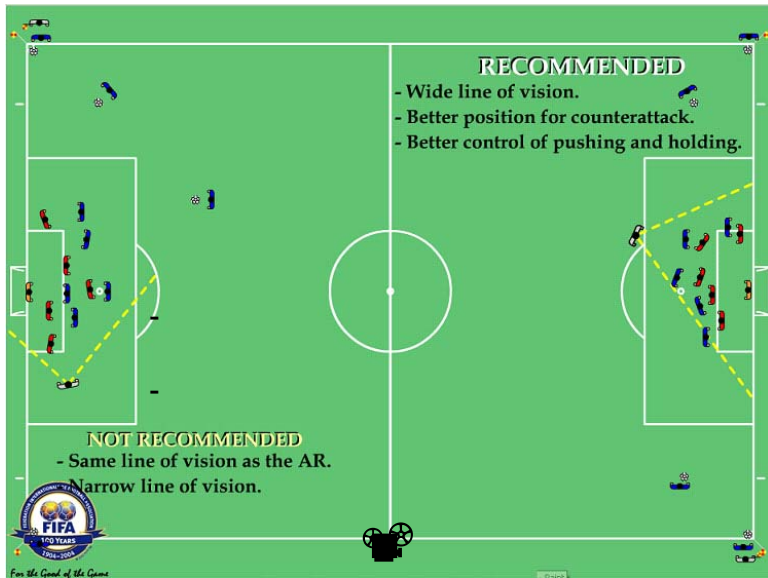
## POSITIONING

During active play the **referee** should aim to be:

- Clear
- Close
- Side-on to challenges
- Looking through play towards an assistant referee
- Not interfering with play or players
- Using a wide, flexible diagonal

At set plays the following positions are recommended with accredited assistant referees :





## FREE KICKS and CORNER KICKS

- near the mass of players
- a different viewing angle to the assistant referee
- in position for a counter attack
- out of the players' channels

## USE OF THE WHISTLE

The use of the whistle is mandatory in the following situations:

- To award a free kick
- To stop, suspend or terminate the game
- To restart play at:
  - The start of each half
  - After a goal has been scored
  - Penalty kick
  - Free kick defended by a wall

## ADVANTAGE

Referees should try to let the game flow. In advantage situations they need to consider:

- Possession
- Position
- Possibility
- Pain

## MANDATORY INSTRUCTIONS

Referees must strictly enforce the Laws of the Game in respect of players who:

- Use abusive language to match officials
- Challenge in a reckless manner; with no regard for the safety of an opponent
- Leave their foot in when tackling
- Tackle in a way that endangers the safety of an opponent
- Go over the ball when tackling
- Deny an opponent an obvious goal scoring opportunity
- Move their arms as weapons near the head of an opponent